

Daidalos Peutz bouwfysisch ingenieursbureau
 Vital Decosterstraat 67A – bus 1
 B-3000 Leuven
 Belgium
 VAT: BE 0454.276.239
www.daidalospeutz.be



N° 451-TEST
 NBN EN ISO 17025:2017
 EA MLA signatory

NOISE LAB
TEST REPORT Number A-2022LAB-052-5-45019_E

Customer : Indetex
 Rue du Mont Gallois 58
 7700 Mouscron
 Belgium

Contacts : **Client :** Philippe Debie
Noise lab : Els Meulemans

Tests : Measurement of sound absorption in the reverberation room

Product name : Rubiera - 200% pleated - G100 mounting

Normative references:
NBN EN ISO 354:2003

Acoustics - Measurement of sound absorption in a reverberation room

NBN EN ISO 11654:1997
 NBN ISO 9613-1:1996

Acoustics - Sound absorbers for use in buildings - Rating of sound absorption

Acoustics - Attenuation of sound during propagation outdoors -
 part 1 : Calculation of the absorption of sound by the atmosphere

ISO 12999-2:2020

Acoustics - Determination and application of measurement uncertainties in building acoustics
 Part 2: Sound absorption

To perform the above measurements, the laboratory of Daidalos Peutz is accredited by BELAC, "The Belgian Accreditation Body", under the certificate nr N°451-TEST. The activities covered by this accreditation certificate are covered by the EA MLA. BELAC is a signatory of all existing multilateral agreements and recognition agreements of International Laboratory Accreditation Cooperation (ILAC). In this way, reports issued by BELAC accredited bodies are internationally accredited.

Date and reference of the request:	20/05/2022	2022LAB-052
Date of receipt of the specimen(s):	31/03/2023	5
Date of construction:	3/04/2023	
Date of tests:	3/04/2023	
Date of preparation of the test report:	7/04/2023	

The measurements were carried out at Daidalos Peutz Laboratory for Acoustics at Hooglede, see appendix 1
 This test report together with its annexes contains : 9 pages and must be multiplied only in its entirety

Technical Manager,

Paul Mees

Laboratory Engineer,

Els Meulemans

Daidalos Peutz bouwfysisch ingenieursbureau
 Vital Decosterstraat 67A – bus 1
 B-3000 Leuven
 Belgium
 VAT: BE 0454.276.239
www.daidalospeutz.be



N° 451-TEST
 NBN EN ISO 17025:2017
 EA MLA signatory

NOISE LAB

TEST REPORT Number A-2022LAB-052-5-45019_E

MEASURING EQUIPMENT

Signal

Brüel & Kjaer - 4292 : Omni Power Sound Source

Microphone system:

Brüel & Kjaer - 4189-L-001 : 1/2" free field microphone prepolarized, inclusive 2669L TEDS

Brüel & Kjaer - 4189 : 1/2" free field microphone, 6Hz to 20kHz, prepolarized

Brüel & Kjaer - 2669 : 1/2" microphone preamplifier

Brüel & Kjaer - 4231 : Sound calibrator 94&114dB SPL-1000Hz, Fulfills IEC 60942(2003)Class1

Number of source positions:	2	(Different sound source positions at least 3m apart.
Number of microphone positions for each source position:	8	The measurements shall be made with different microphone positions
Number of measured decays curves:	3	which are at least 1,5m apart, 2m from any sound source and 1m from
Total number of measurements with different positions for microphone & source:	16	any room surface and the test specimen.)

Signal processing

Brüel & Kjaer - 2716C : Power amplifier

Brüel & Kjaer - 3050-A-6/0: Signal generator, 6-ch. Inputmodule LAN-XI

Brüel & Kjaer - 3160-A-042: Signal generator, 4/2-ch. Input/output module LAN-XI

Brüel & Kjaer : PULSE Labshop Version 13.5

A PC with all necessary software

Reverberation room

Dimensions of the room:	Total volume :	298,3 m ³
	Length:	9,99 m
	Width	4,97 m
	Height	5,98 m
	Volume door opening :	1,32 m ³
	Total area:	279,9 m ²
	$l_{max} = 12,65 \text{ m} < 1,9 V^{1/3}$	

In order to improve the diffusivity, the use of diffusers is necessary

The test specimen shall have a maximum area of 15,62 m², which depends on the room volume

NOISE LAB
TEST REPORT Number A-2022LAB-052-5-45019_E

TEST METHOD

The tests were conducted in accordance with the provisions of the test method EN ISO354:2003. A detailed description of the test set up has been given in the figures of annex 1 of this report.

The measurement method can be simply described as follows:

Essence of the test is in measuring of the reverberation time in the empty reflecting room and in the same room with the test sample inside it. The sound-absorption properties of a material depend on how the material is mounted during the test. Annex B of ISO 354:2003 specifies several different standard mountings that shall be used during a test for sound absorption. Normally a test specimen is tested using only one of the specified mountings.

From these reverberation times, the equivalent sound absorption area of the test specimen, is calculated by using Sabine's equation. Measurement is carried out in ranges of 1/3 octave and interval from 100Hz to 5000Hz.

The equivalent sound absorption area of the empty reverberation room, A_1 , in square metres, shall be calculated using the formula (1) :

$$A_1 = 55,3 V / (c_1 T_1) - 4V m_1 \quad [m^2] \quad (1)$$

The equivalent sound absorption area of the reverberation room containing a test specimen, A_2 , in square metres, shall be calculated using the formula (2) :

$$A_2 = 55,3 V / (c_2 T_2) - 4V m_2 \quad [m^2] \quad (2)$$

The equivalent sound absorption area of the test specimen, A_T , in square metres, shall be calculated using the formula (3) :

$$A_T = A_2 - A_1 = 55,3 V (1/c_2 T_2 - 1/c_1 T_1) - 4V(m_2 - m_1) \quad [m^2] \quad (3)$$

The sound absorption coefficient of a plane absorber or a specified array of test objects shall be calculated using the formula (4):

$$\alpha_s = A_T / S \quad (4)$$

whereas: A_1	=	<i>The equivalent sound absorption area of the empty reverberation room in square metres</i>
A_2	=	<i>The equivalent sound absorption area of the reverberation room containing a test specimen in square metres</i>
V	=	volume , in cubic metres, of the empty reverberation room [m^3]
c_1, c_2	=	the propagation speed of sound in air, in [m/s], calculated using the formula (in function of the temperature in the room during the test) $c = 331 + 0,6 t$ with $t =$ the air temperature in degrees Celsius for temperatures in the range of 15°C to 30°C
T_1	=	<i>the reverberation time, in seconds, of the empty reverberation room</i>
T_2	=	<i>the reverberation time, in seconds, of the reverberation room after the test specimen has been introduced</i>
m_1, m_2	=	<i>the power attenuation coefficient, in reciprocal metres, calculated according to ISO 9613-1:1993</i>
A_T	=	<i>The equivalent sound absorption area of the test specimen in square metres</i>
S	=	<i>the area, in square metres, covered by the test specimen</i>
α_s	=	<i>the sound absorption coefficient</i>

SPECIAL MEASUREMENT CONDITIONS

-
-
-
-
-

n/a

NOISE LAB
TEST REPORT Number A-2022LAB-052-5-45019_E

RATING OF SOUND ABSORPTION

α_p PRACTICAL SOUND ABSORPTION COEFFICIENT

Frequency-dependent value of the sound absorption coefficient which is based on measurements on one-third-octave bands in accordance with ISO 354 and which is calculated in octave bands in accordance with the standard ISO 11654:1997.

The practical sound absorption coefficient, α_{pi} , for each octave band i , is calculated from the arithmetic mean value of the three one-third octave sound absorption coefficients within the octave. The mean value is calculated to the second decimal and rounded in steps of 0,05 and maximized to 1,00 for rounded mean values > 1,00

α_w WEIGHTED SOUND ABSORPTION COEFFICIENT

The weighted sound absorption coefficient is determined as a single number value from the practical sound absorption coefficients from 250 Hz to 4000 Hz. The practical sound absorption coefficient is calculated according to ISO 11654:1997.

Single-number frequency-independent value which equals the value of the reference curve at 500 Hz after shifting is as specified in the standard ISO 11654:1997.

SHAPE INDICATORS, L,M,H

Whenever a practical sound absorption coefficient α_{pi} exceeds the value of the shifted reference curve by 0,25 or more, one or more shape indicators shall be added, in parantheses, to the α_w value.

If the excess absorption occurs at 250 Hz, use the notation L.

If the excess absorption occurs at 500 Hz or 1000 Hz, use the notation M.

If the excess absorption occurs at 2000 Hz or 4000 Hz, use the notation H.

NRC NOISE REDUCTION COEFFICIENT

The NRC is a single-number index determined in a lab test and used for rating how absorptive a particular material is. This industry standard ranges from zero (perfectly reflective) to 1 (perfectly absorptive). It is simply the average of the mid-frequency sound absorption coefficients (250, 500, 1000 and 2000 Hertz) rounded to the nearest 5%.

SAA SOUND ABSORPTION AVERAGE

NRC is being replaced by the Sound Absorption Average (SAA), which is described in the current ASTM C423-17. The SAA is a single-number rating of sound absorption properties of a material similar to NRC, except that the sound absorption values employed in the averaging are taken at the twelve one-third octave bands from 200 Hz to 2500 Hz, inclusive, and rounding is to the nearest multiple of 0.01.

The NRC and SAA results are not within the scope of the accreditation.

Test results related to tested object only. The test results should not be considered as material constants, the absorption depends not only on the material itself. The method of construction, the size of the material surface and its place in the room, affect the sound absorption characteristics of the test element.

ACCURACY

The accuracy of the absorption coefficients as calculated can be expressed in terms of repeatability of measured reverberation times (tests within one laboratory) and reproducibility (between various laboratories)

The expanded uncertainty under reproducibility conditions, U , is calculated in accordance to the standard ISO 12999-2 for the confidence level of 95%, used the coverage factor $k=2$

$$U = u \cdot k$$

met

u = uncertainty under reproducibility conditions

k = coverage factor ($k=2$ for a confidence level of 95%)

U = expanded uncertainty under reproducibility conditions

This standard specifies how to calculate :

- the uncertainty of sound absorption coefficients and equivalent sound absorption areas measured according to ISO 354

- the uncertainty of the practical and weighted sound absorption coefficients determined according to ISO 11654

The numbers given are derived from inter-laboratory measurements with different types of test specimens including suspended ceilings, mineral wool, foams.

NOISE LAB
TEST REPORT Number A-2022LAB-052-5-45019_E

α_s

SOUND ABSORPTION COEFFICIENT

EN ISO 354:2003 Acoustics - Measurement of sound absorption in a reverberation room
 EN ISO 11654:1997 Acoustics - Sound absorbers for use in buildings - Rating of sound absorption
 ISO 12999-2:2020 Acoustics - Determination and application of measurement uncertainties in building acoustics - Part 2: sound absorption

Identification number of test element: **5** **Test date:** 3/04/2023

Name of test institute: Daidalos Peutz Laboratory of Acoustics, Hooglede, Belgium

Reverberation room: V = 298,3 m³ S_{tot} = 279,9 m²

Room conditions during measurements:

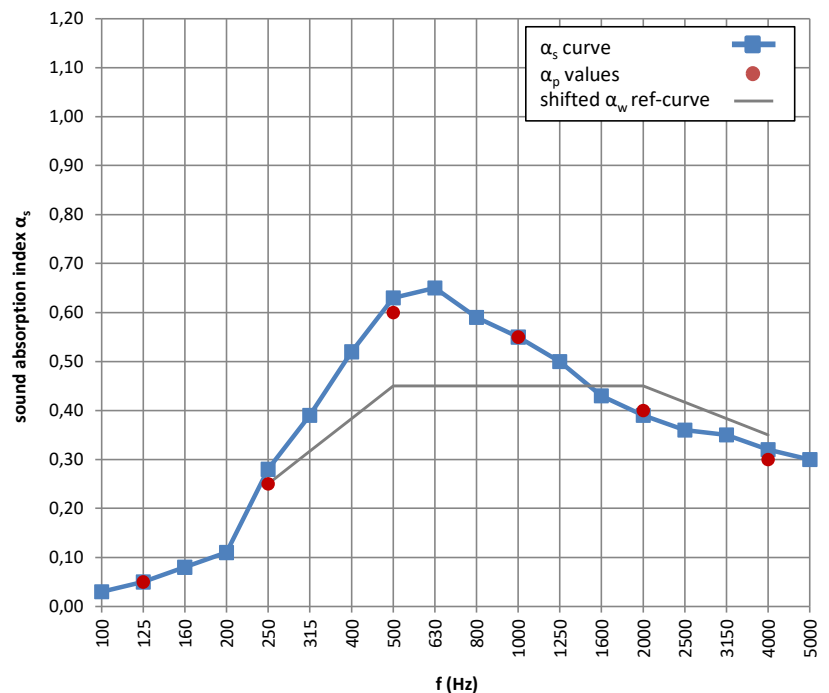
	Empty room	With testelement
Temperature:	T = 17,3	17,8 °C
Atmospheric pressure:	p = 102,7	102,6 kPa
Relative humidity :	h _r = 58	53 %

Type of test element: Plane absorber

Construction characteristics: Mounting type in line with ISO354 Annex B: Type G mounting (hung parallel to the room surface)
 Area of test element: 12,56 m²
 Total thickness: 100 mm
 Number of layers, including air spaces: 2
 Connection of layers: The curtain is hung parallel to the room surface .

f(Hz)	T ₁ (s)	T ₂ (s)	α_s	$\pm U$ (k=2)
50				
63				
80				
100	10,53	9,76	0,03	$\pm 0,04$
125	8,35	7,55	0,05	$\pm 0,05$
160	8,23	7,01	0,08	$\pm 0,05$
200	8,74	6,95	0,11	$\pm 0,05$
250	9,42	5,61	0,28	$\pm 0,08$
315	9,30	4,76	0,39	$\pm 0,09$
400	8,79	3,99	0,52	$\pm 0,09$
500	8,75	3,59	0,63	$\pm 0,09$
630	9,04	3,57	0,65	$\pm 0,09$
800	8,72	3,73	0,59	$\pm 0,08$
1000	8,84	3,90	0,55	$\pm 0,07$
1250	8,29	3,97	0,50	$\pm 0,07$
1600	7,28	3,98	0,43	$\pm 0,06$
2000	6,35	3,81	0,39	$\pm 0,06$
2500	5,30	3,47	0,36	$\pm 0,05$
3150	4,29	3,02	0,35	$\pm 0,05$
4000	3,33	2,53	0,32	$\pm 0,05$
5000	2,58	2,07	0,30	$\pm 0,05$

f(Hz)	α_p	$\pm U$ (k=2)
125	0,05	
250	0,25	$\pm 0,06$
500	0,60	$\pm 0,08$
1000	0,55	$\pm 0,08$
2000	0,40	$\pm 0,08$
4000	0,30	$\pm 0,10$



$\alpha_w = 0,45$ * $\pm 0,07$ (k=2)
 Sound absorption class: D

NRC = 0,45 **
SAA = 0,45 **

* It is strongly recommended to use this single-number rating in combination with the complete sound absorption coefficient curve
 ** These results are not within the scope of the accreditation

Requested by: Indetex, Rue du Mont Gallois 58, 7700 Mouscron

TESTELEMANT: (product name, for details see Annex 2)

Rubiera - 200% pleated - G100 mounting

Daidalos Peutz bouwfysisch ingenieursbureau
Vital Decosterstraat 67A – bus 1
B-3000 Leuven
Belgium
VAT: BE 0454.276.239
www.daidalospeutz.be



N° 451-TEST
NBN EN ISO 17025:2017
EA MLA signatory

NOISE LAB
TEST REPORT Number A-2022LAB-052-5-45019_E

ANNEX 1: Description test items by manufacturer

The test sample description given by manufacturer is checked visually as good as possible by the laboratory.
The correspondence between the test element and the commercialized product is the sole responsibility of the manufacturer

Rubiera - 200% pleated - G100 mounting

end use : drapery / curtains

type of product : black out

composition : 100 % polyester FR + 3 pass acryl FR coating

weight : 350 g/m²

Thickness : 0,55 mm



photo : detail of the front and back side of the curtain

Daidalos Peutz bouwfysisch ingenieursbureau
 Vital Decosterstraat 67A – bus 1
 B-3000 Leuven
 Belgium
 VAT: BE 0454.276.239
www.daidalospeutz.be



N° 451-TEST
NBN EN ISO 17025:2017
EA MLA signatory

NOISE LAB
TEST REPORT Number A-2022LAB-052-5-45019_E

ANNEX 2: Technical datasheet

The test sample description given by manufacturer is checked visually as good as possible by the laboratory.
 The correspondence between the test element and the commercialized product is the sole responsibility of the manufacturer

RUBIERA
BLACK OUT

RUBIERA
 Black out FR - 300 cm

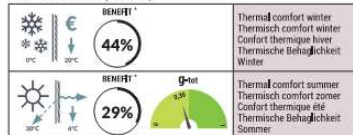
		CHARACTERISTICS	EIGENSCHAPPEN	PROPRIÉTÉS	EIGENSCHAFTEN
●	Black out	Transparency level	Transparantie	Transparence	Transparenz
☀	100% Pes FR + 3 pass acrylic FR coating	Composition	Samenstelling	Composition	Zusammensetzung
⚖	350 gr/m ²	Weight	Gewicht	Poids	Gewicht
📏	0,55 mm	Thickness	Dikte	Epaisseur	Dicke
↔	300 cm	Max. width	Max. breedte	Largeur max.	Max. Nutzbreite
🔥	EN 13773 class 1	Flame retardant	Brandvrije Norm	Classement au feu	Schwerentflammbarkeit
☀	4-5 (ISO 105 802)	Light fastness	Lichtechtheid	Résistance à la lumière	Lichtechtheit
🏠		Weaving Construction	Weef Constructie	Construction tissage	Webkonstruktion
🎨	3-4 (ISO 105 C04)	Colour fastness after washing	Kleurechtheid bij het wassen	Solidité des couleurs après lavage	Farblichkeit beim Waschen
🧺	🧺 🧼 🧻 🧴	Washing instructions	Wasvoorschriften	Nettoyage	Pflegehinweis
📏	1%-2% (30°C) (EN ISO 5079 & EN ISO 5330)	Approx. shrinking possible	Mogelijke krimp	Rétrécissement possible	Ca. Schrumpfung möglich
🔊	α _s = 0,35 (EN ISO 354/EN ISO 11654)	Sound absorption	Geluidsabsorptie	Absorption du son	Schallabsorption
🏠		Applications - end-use	Toepassingen - eindgebruik	Applications - usage final	Anwendungen - Endverwendung
📏		Direction of use	Gebruiksrichting	Sens d'utilisation	Gebrauchsanweisung
🌱	certificates available - certificaat beschikbaar - certificat disponible - zertifikat verfügbar	Sustainability	Duurzaamheid	Durabilité	Nachhaltigkeit

OPTICAL AND SOLAR COEFFICIENTS / OPTISCHE EN ZONNE-ENERGIECOEFFICIENTEN / COEFFICIENTS OPTIQUES ET SOLAIRES / OPTISCHE UND SOLARKOEFFIZIENTEN (EN410)

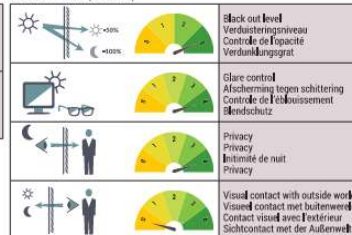
Color	ENERGY			LIGHT			Tuv	Fc	g-tot
	Transmission	Reflection	Absorption	Transmission	Reflection	Absorption			
5134	T _{e, n-h} 0,0%	ρ _{e, n-h} 69,8%	α _e 30,2%	T _{v, n-h} 0,0%	ρ _{v, n-h} 76,7%	α _v 23,3%	0,0%	0,35	0,3

T_{e, n-h} Energetic transmission / Energetische transmissie / Transmission d'énergie / Energetische Übertragung
 ρ_{e, n-h} Energetic reflection / Energetische reflectie / Réflexion énergétique / Energetische Reflexion / Reflexion énergétique
 α_e Energetic absorption / Energetische absorptie / Absorption énergétique / Energetische Absorption / Absorption énergétique
 T_{v, n-h} Light transmission / Lichttransmissie / Transmission de lumière / Lichtdurchlässigkeit / Durchlässigkeit
 ρ_{v, n-h} Light reflection / Lichtreflectie / Réflection de la lumière / Lichtreflexion / Reflexion de la lumière / Lichtabsorption / Lichtabsorption / Absorption de la lumière / Lichtabsorption / Transmission UV / UV-Durchlässigkeit / Durchlässigkeit
 Fc Shading factor / Schattfaktor / Facteur d'ombrage / Schattierungsfaktor
 g-tot Total g-factor / Totale g-factor / Gesamter g-factor (NBN EN 13355-1) (single glazing / enkle beglazing / simple vitrage / Einfachverglasung)

THERMAL COMFORT (EN 14501)



VISUAL COMFORT (EN 14501)



* Max. expected benefit with single glazing / Max. verwachte voordeel bij enkel beglazing / Benefice max. attendu avec simple vitrage / Max. zu erwartender Nutzen bei einfach verglasung Fenster

Daidalos Peutz bouwfysisch ingenieursbureau
 Vital Decosterstraat 67A – bus 1
 B-3000 Leuven
 Belgium
 VAT: BE 0454.276.239
www.daidalospeutz.be



N° 451-TEST
NBN EN ISO 17025:2017
EA MLA signatory

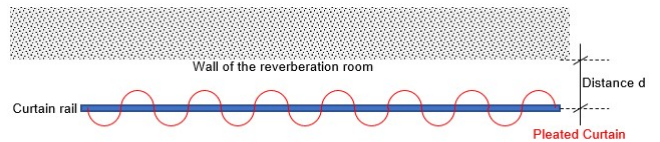


NOISE LAB
TEST REPORT Number A-2022LAB-052-5-45019_E

ANNEX 3: photographs of the test element or the test arrangement

Description of the assembly or drawing or photo

The curtain was hung draped parallel to one room wall surface on a curtain rail with 30 curtain hooks.
 For the draping 2 times more fabric was used than the finished width of the curtain (flow = 200%)
 The distance from curtain rail to the room surface was 100 for the type G-100 mounting
 The underside of the curtain just touched the floor of the measurement room.

photographs : RUBIERA - G100-mounting - 200%pleated



Distance d = 100mm (G100-mounting)
 Height [H] = 3140 mm
 Width covered surface = 4000 mm
 pleated curtain 200%, total width of the fabric=8 m

NOISE LAB
TEST REPORT Number A-2022LAB-052-5-45019_E

ANNEX 4: Sketch of the test room

Daidalos Peutz Laboratory of Acoustics, Diksmuidesteenweg 17B/1, B-8830 Hooglede, Belgium

The test room was built and finished according ISO 354.

Reverberation Room (according EN ISO 354)

